

**TOWNSHIP OF EAST AMWELL
1070 HIGHWAY 202
RINGOES, NJ 08551
908-782-8536 extension 10**

**CERTIFICATION OF SMOKE DETECTOR,
CARBON MONOXIDE DETECTOR
AND
FIRE EXTINGUISHER COMPLIANCE**

Block: _____ Lot: _____ Street Address: _____

Owner/Agent: _____

Telephone Number _____

The certificate will be left with the Owner/Agent at the time of inspection. YOU MUST HAVE THIS DOCUMENT WITH YOU AT THE TIME OF CLOSING.

OFFICE USE ONLY
Record of Payment

\$30.00 Received from: _____ Date: _____

Cash Check # _____ Rec'd by: _____

OFFICE USE ONLY

This serves notice that the above referenced property was inspected and complies with the regulations concerning smoke detector and carbon monoxide alarms as per N.J.A.C. 5:70-4.19 of the NJ Uniform Fire Safety Code and complies with the Division of Fire Safety regulations concerning fire extinguishers as per N.J.S.A. 52:27D-198.1. This certificate shall remain in effect for ninety (90) days from the date of issuance, and does not imply a warranty.

- Smoke Detector on each level of dwelling including basement; excluding attic or crawl space
- Smoke Detector outside each separate sleeping area
- All smoke detectors in working order
- Carbon Monoxide detector(s) in working order and near each sleeping area
- Fire extinguisher(s) in working order and meet all Division of Fire Safety requirements

Enforcement Officer: _____ Date of Inspection: _____

DEPARTMENT OF COMMUNITY AFFAIRS
DIVISION OF FIRE SAFETY
MEMORANDUM

TO: ALL LOCAL ENFORCING AGENCIES
FROM: LOUIS KILMER, CHIEF – BUREAU OF FIRE CODE ENFORCEMENT
SUBJECT: REQUIREMENTS FOR FIRE EXTINGUISHERS IN ONE- AND TWO-FAMILY DWELLINGS
DATE: NOVEMBER 15, 2005

The Legislature amended and enacted P.L.1991, c. 92 (C.52:27D-198.1), requiring that all one- and two-family dwellings at a change of occupancy be provided with a portable fire extinguisher, in addition to the requirements for smoke and carbon monoxide detectors. This provision does not apply to seasonal rental units. This act was signed into law on April 14, 2005 with an effective date of November 1, 2005.

The regulations were recently made available for public comment. The comment period has ended and the final adoption of the regulations will appear in the New Jersey Register in the near future. The Division of Fire Safety is advising all local enforcing agencies to enforce the regulations; using the guidelines below.

The requirements for the type and placement of the extinguishers are as follows:

- 1) At least one portable fire extinguisher shall be installed in all one- and two-family dwellings (except seasonal rental units) upon change of occupancy;
- 2) The extinguisher shall be listed, labeled, charged, and operable;
- 3) The size shall be no smaller than 2A:10B:C, rated for residential use and weigh no more than 10lbs;
- 4) The hangers or brackets supplied by the manufacturer must be used;
- 5) The extinguisher must be located within 10 feet of the kitchen;
- 6) The top of the extinguisher must not be more than 5 feet above the floor;
- 7) The extinguisher must be visible and in a readily accessible location, free from being blocked by furniture, storage, or other items;
- 8) The extinguisher must be near a room exit or travel path that provides an escape route to the exterior;
- 9) The extinguisher must be accompanied by an owner's manual or written information regarding the operation, inspection, and maintenance of the extinguisher; and
- 10) Lastly, the extinguisher must be installed with the operating instructions clearly visible.

New fire extinguishers are not required to be serviced and tagged, as long as the seller or agent can provide proof of purchase or receipt.

Until the proposed regulations have been adopted, the statute should be cited for enforcement purposes. The correct citation is N.J.S.A. 52:27D-198.1.

If you have any questions regarding the implementation of this act or its specific requirements, please contact our Local Assistance Unit at 609-633-6112.

WHERE TO LOCATE DETECTORS:

Detectors are to be located on every level of a residence, (basement, first floor, second floor) excluding crawl spaces and unfinished attics, and in every separate sleeping area, between sleeping areas and living areas such as the kitchen, garage, basement or utility room. In homes with only one sleeping area on one floor, a detector is to be placed in the hallway outside the bedrooms as shown in Figure 1. In single floor homes with two separate sleeping areas, two detectors are required, outside each sleeping area as shown in Figure 2. In multi-level homes, detectors are to be located outside sleeping areas and at every finished level of the home as shown in Figure 3. Basement level detectors are to be located in close proximity to the bottom of basement stairwells as shown in Figure 4.

WHERE NOT TO LOCATE DETECTORS:

To avoid false alarms and/or improper operation, avoid installation of smoke detectors in the following areas:

- Kitchens—smoke from cooking may cause a nuisance alarm.
- Bathrooms—excessive steam from a shower may cause a nuisance alarm.
- Near forced air ducts—used for heating or air conditioning—air movement may prevent smoke from reaching detector.
- Near furnaces of any type—air and dust movement and normal combustion products may cause a nuisance alarm.
- The 4 inch "Dead Air" space where the ceiling meets the wall, as shown in Figure 5.
- The peak of an "A" frame type of ceiling—"Dead Air" at the top may prevent smoke from reaching detector.

FURTHER INFORMATION ON DETECTOR PLACEMENT:

For further information about smoke detector placement consult the National Protection Association's Standard No. 74-1984, titled "Household Fire Warning Equipment." For Carbon monoxide alarms, their publication is Recommended Practice #720. These publications may be obtained by writing to the Publication Sales Department, National Fire Protection Association, Batterymarch Park, Quincy, MA. 02269.

Carbon monoxide alarms are to be located in every separate sleeping area per NFPA 720 and manufacturer's recommendations.

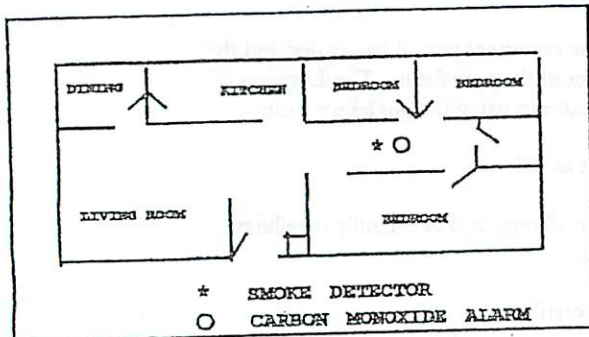


Figure 1

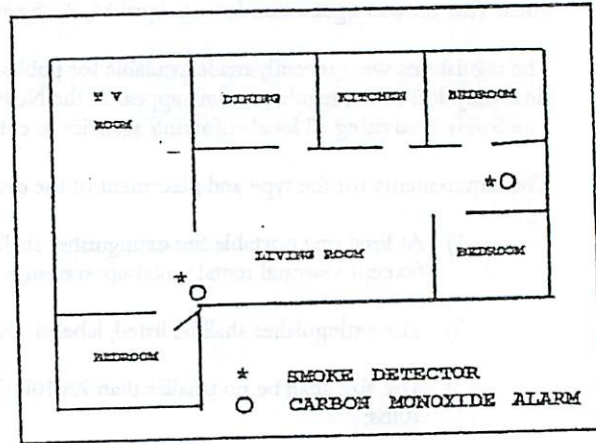


Figure 2

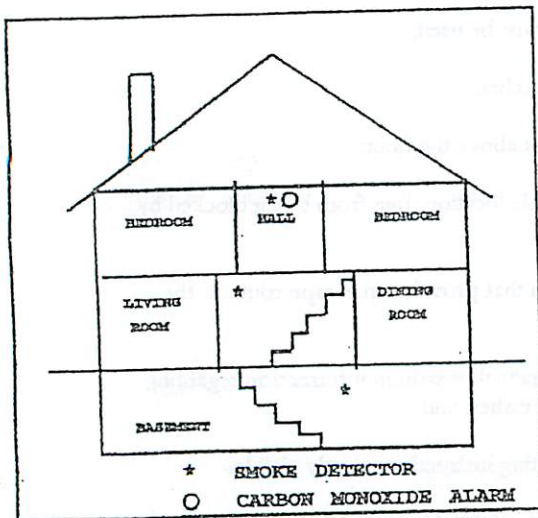


Figure 3

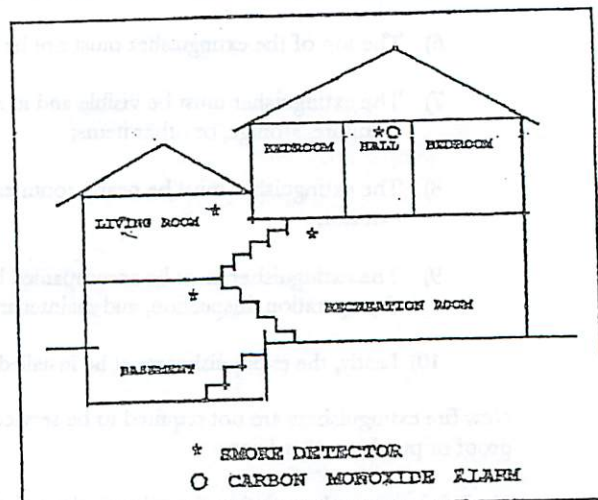


Figure 4

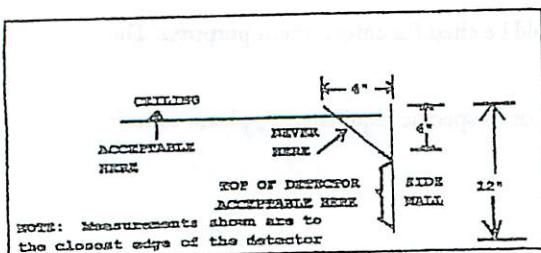


Figure 5